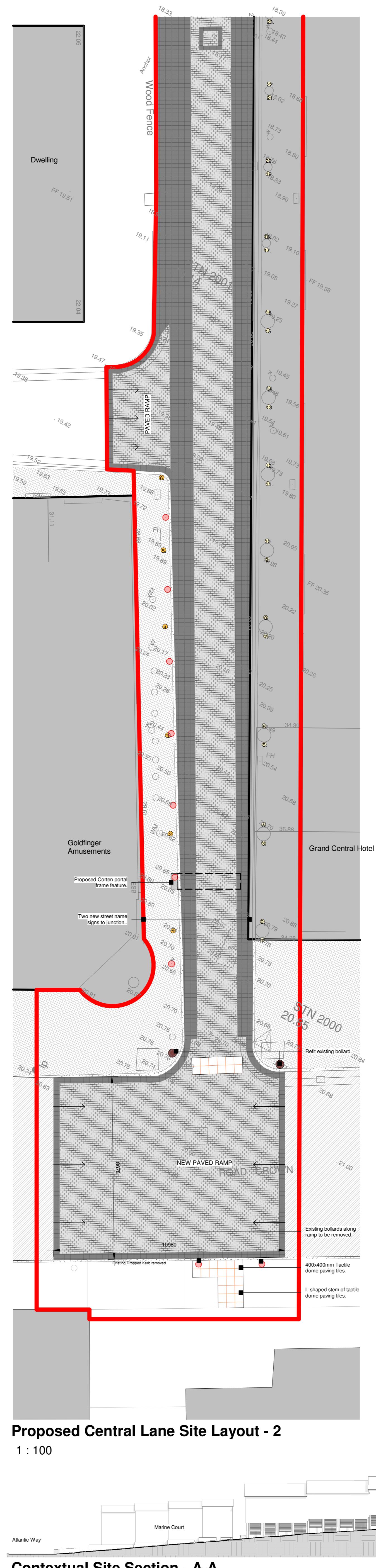




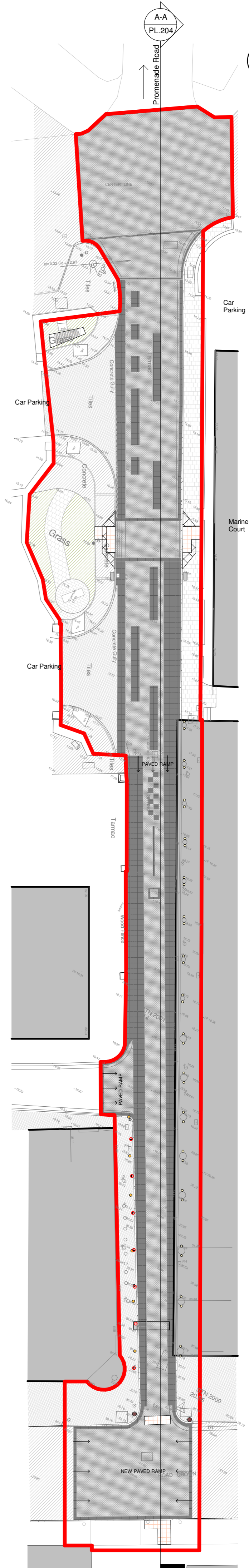
**Proposed Central Lane Site Layout - 1**  
1 : 100



**Proposed Central Lane Site Layout - 2**  
1 : 100



**Contextual Site Section - A-A**  
1 : 500



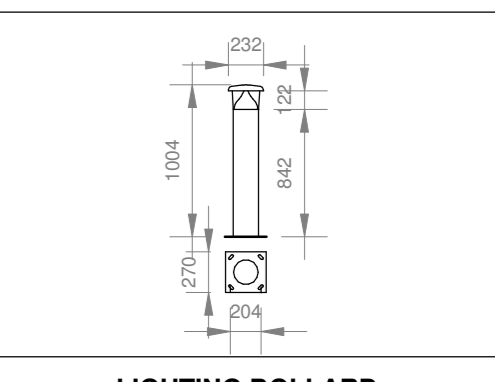
**Overall Site Layout**  
1 : 250



**Overall 3D Model**

SITE LEGEND	
Site Outline	—
Surface Mounted Recessed Lights	○
Numbered 1 - 32	Quantity: 32
Lighting Bollards	●
Numbered 1 - 6	Quantity: 6
Bollards to be removed	○
Existing Buildings	■
Refitted Bollard	●
New/Replace Multi-Coloured Street Light	⊕
Tactile Paving Tiles	■
Flared sides 1:20	▨
Existing Paving	■
Existing Paving	■
200x100x50mm Tobemore Fusion Silver	■
300x200x60mm Braemar Ground Intra Black	■
Tarmac Surface	■

RECESSED SPOTLIGHT		
NAME	LOCATION/NUMBER	QTY.
BurstScape Powercore	1 / 2 / 3 / 4 / 5 / 6 / 7 / 8 / 9 / 10 / 11 / 12 / 13 / 14 / 15 / 16 / 17 / 18 / 19 / 20 / 21 / 22 / 23 / 24 / 25 / 26 / 27 / 28 / 29 / 30 / 31 / 32	No.09



LIGHTING BOLLARD		
NAME	LOCATION/NUMBER	QTY.
OptiSpace	1 / 2 / 3 / 4 / 5 / 6	No.06

Status Key	Rev.	Date:	Description:	Issued by:	Project Title:	First Issue Date:	Status:
SL Survey					Bundoran Town Enhancement, Bundoran, Co. Donegal	Mar 2023	PL
SK Sketch Design					Location: Bundoran, Co. Donegal		
INFO Information					Drawing Title: Proposed Central Lane Site Layout		
PL Planning Part - 8					Scale: As indicated @A1		
DD Detailed Design					Drawn By: John Kelly		
FSC Fire Safety Cert.					Checked By: Checker		
DAC Dis. Acc. Cert.					Approved By: Approver		
T Tender							
C Construction							
CPO CPO							
SF Safety File							
O Other							